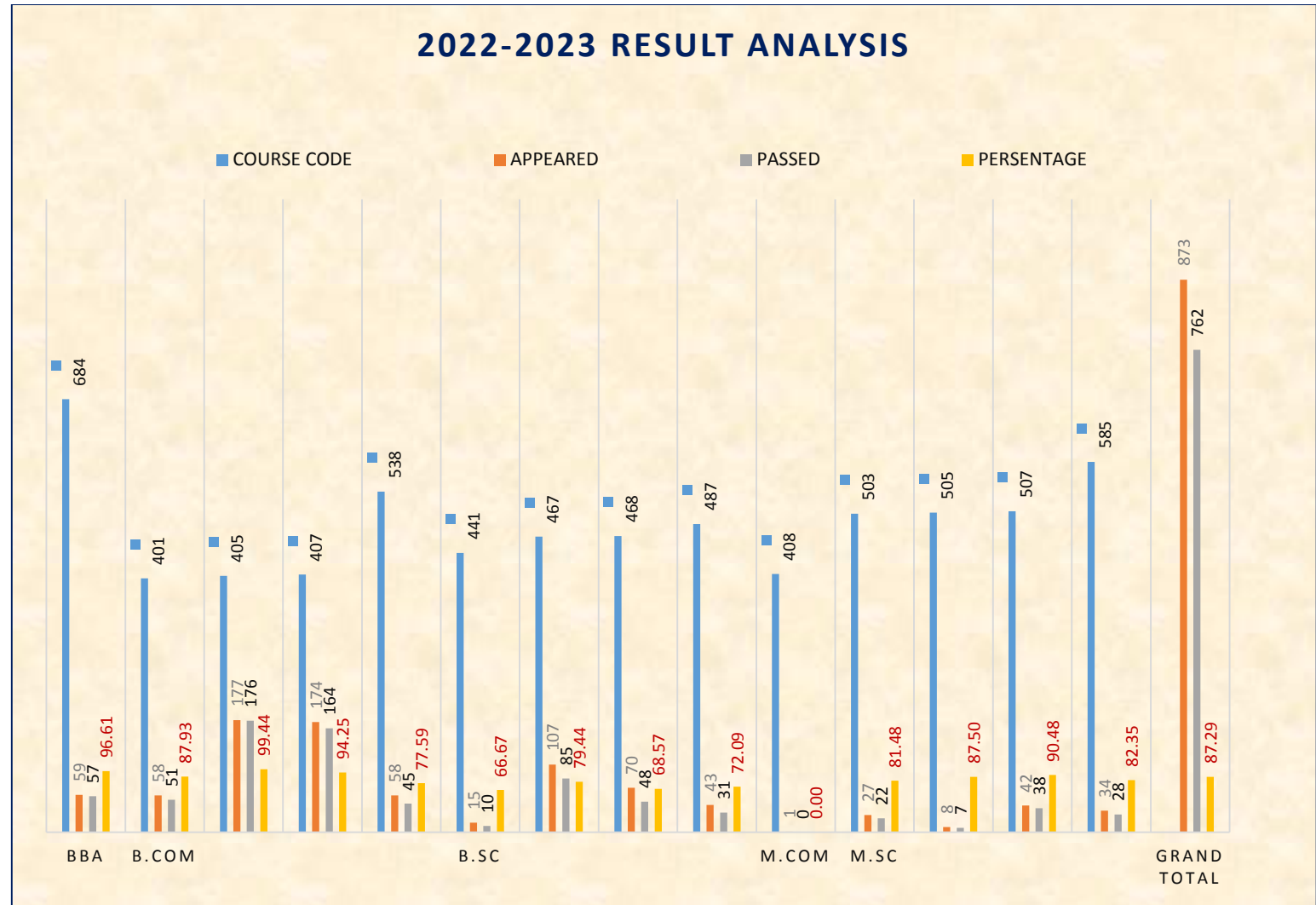


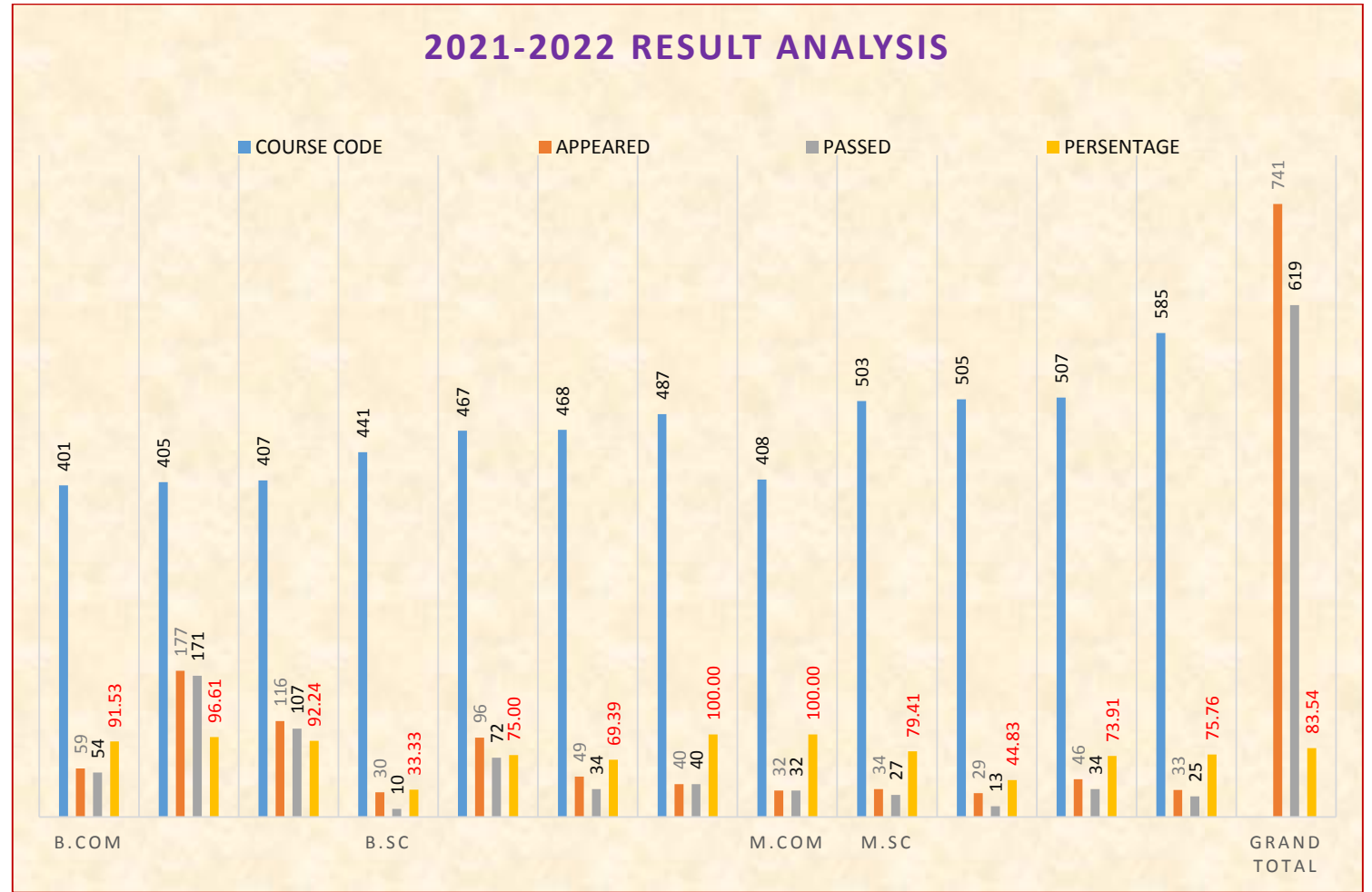
**KESHAV MEMORIAL INSTITUTE OF COMMERCE AN SCIENCES**  
(Affiliated to Osmania University)

2022-2023 RESULT ANALYSIS				
	COURSE CODE	APPEARED	PASSED	PERSENTAGE
BBA	684	59	57	96.61
B.Com	401	58	51	87.93
	405	177	176	99.44
	407	174	164	94.25
	538	58	45	77.59
B.Sc	441	15	10	66.67
	467	107	85	79.44
	468	70	48	68.57
	487	43	31	72.09
M.Com	408	1	0	0.00
M.Sc	503	27	22	81.48
	505	8	7	87.50
	507	42	38	90.48
	585	34	28	82.35
<b>GRAND TOTAL</b>		<b>873</b>	<b>762</b>	<b>87.29</b>



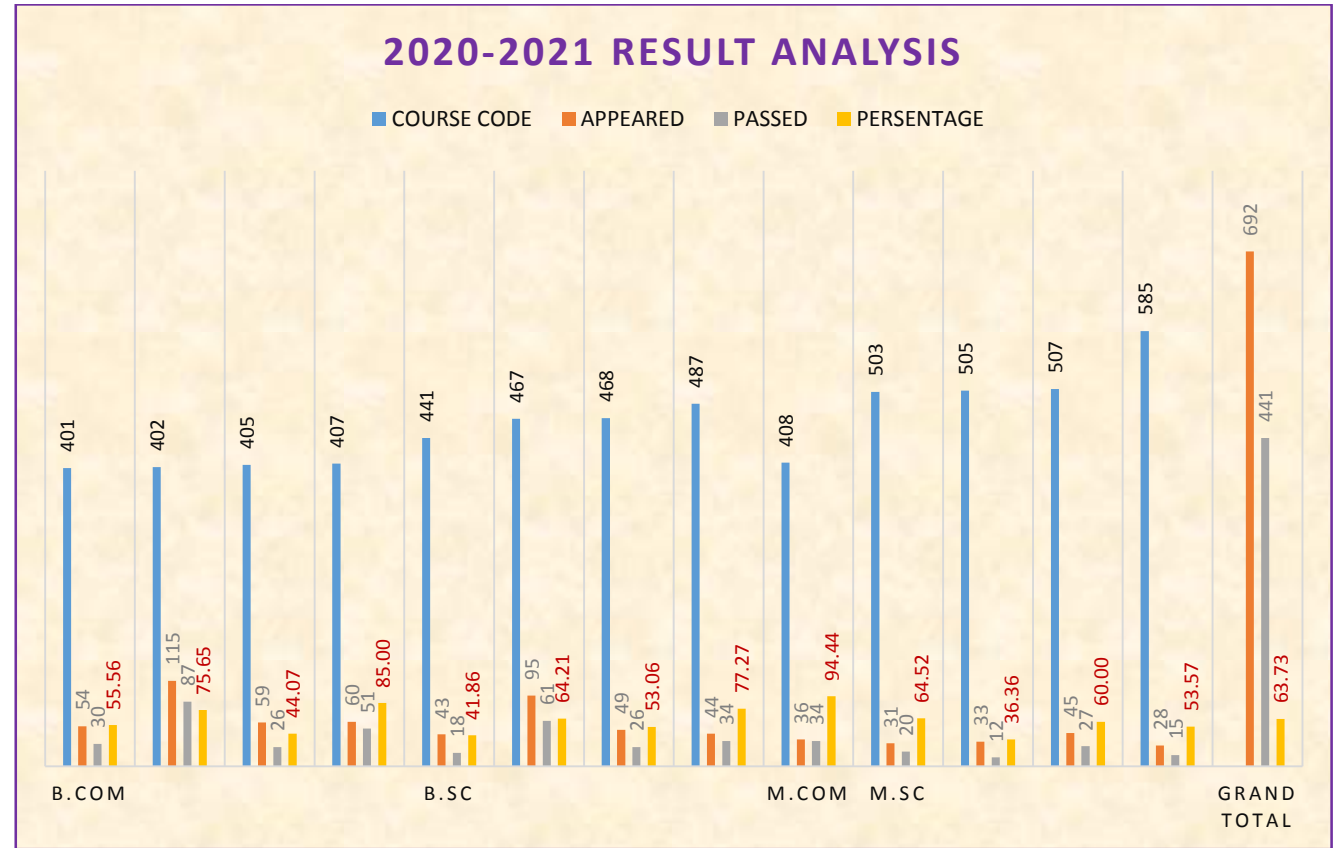
**KESHAV MEMORIAL INSTITUTE OF COMMERCE AN SCIENCES**  
(Affiliated to Osmania University)

<b>2021-2022 RESULT ANALYSIS</b>				
	<b>COURSE CODE</b>	<b>APPEARED</b>	<b>PASSED</b>	<b>PERSENTAGE</b>
<b>B.Com</b>	401	59	54	91.53
	405	177	171	96.61
	407	116	107	92.24
<b>B.Sc</b>	441	30	10	33.33
	467	96	72	75.00
	468	49	34	69.39
	487	40	40	100.00
<b>M.Com</b>	408	32	32	100.00
<b>M.Sc</b>	503	34	27	79.41
	505	29	13	44.83
	507	46	34	73.91
	585	33	25	75.76
<b>GRAND TOTAL</b>		<b>741</b>	<b>619</b>	<b>83.54</b>



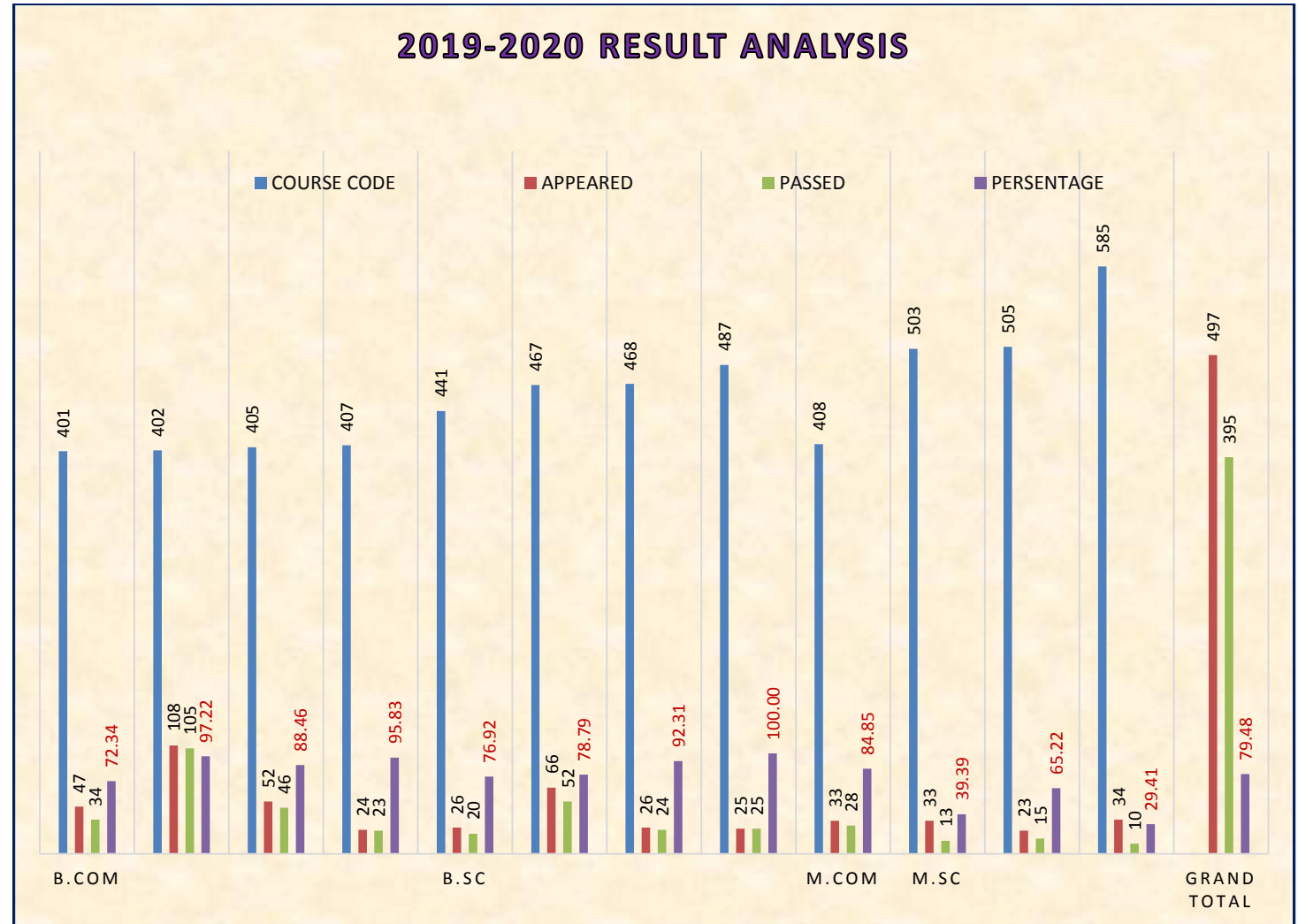
**KESHAV MEMORIAL INSTITUTE OF COMMERCE AN SCIENCES**  
(Affiliated to Osmania University)

2020-2021 RESULT ANALYSIS				
	COURSE CODE	APPEARED	PASSED	PERCENTAGE
B.Com	401	54	30	55.56
	402	115	87	75.65
	405	59	26	44.07
	407	60	51	85.00
B.Sc	441	43	18	41.86
	467	95	61	64.21
	468	49	26	53.06
	487	44	34	77.27
M.Com	408	36	34	94.44
M.Sc	503	31	20	64.52
	505	33	12	36.36
	507	45	27	60.00
	585	28	15	53.57
<b>GRAND TOTAL</b>		<b>692</b>	<b>441</b>	<b>63.73</b>



**KESHAV MEMORIAL INSTITUTE OF COMMERCE AN SCIENCES**  
(Affiliated to Osmania University)

2019-2020 RESULT ANALYSIS				
	COURSE CODE	APPEARED	PASSED	PERSENTAGE
B.Com	401	47	34	72.34
	402	108	105	97.22
	405	52	46	88.46
	407	24	23	95.83
B.Sc	441	26	20	76.92
	467	66	52	78.79
	468	26	24	92.31
	487	25	25	100.00
M.Com	408	33	28	84.85
M.Sc	503	33	13	39.39
	505	23	15	65.22
	585	34	10	29.41
<b>GRAND TOTAL</b>		<b>497</b>	<b>395</b>	<b>79.48</b>



**KESHAV MEMORIAL INSTITUTE OF COMMERCE AN SCIENCES**  
(Affiliated to Osmania University)

2018 -2019 RESULT ANALYSIS				
	COURSE CODE	APPEARED	PASSED	PERSENTAGE
B.Com	401	42	33	78.57
	402	107	99	92.52
	405	46	38	82.61
	407	16	16	100.00
B.Sc	441	11	7	63.64
	467	49	28	57.14
	468	19	14	73.68
	487	23	22	95.65
M.Com	408	22	21	95.45
M.Sc	503	29	16	55.17
	505	18	15	83.33
	585	18	13	72.22
<b>GRAND TOTAL</b>		<b>400</b>	<b>322</b>	<b>80.5</b>

